

RIGHT WEIGH



Installation Manual

AIR LINE INSTALLATION KIT

For Remote Trailer Sensor | 102-SK

For additional support contact:

United States and Canada:

Right Weigh, Inc.
(888) 818-2058
www.rwls.com
support@rwls.com

Australia and New Zealand:

Smart Truck Solutions
+61 418 622840
rightweigh.com.au

RIGHT WEIGH



Right Weigh, Inc.
Hillsboro, Oregon USA

PP-003-0035 Revision B
February 2020

PARTS INCLUDED

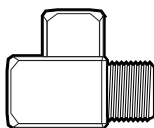


①



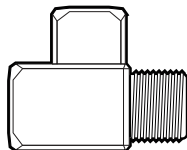
1/4" Air Line (60 Feet)

②



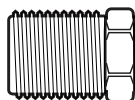
1/4" NPT Street Tee Fitting

③



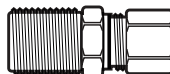
3/8" NPT Street Tee Fitting

④




3/8" NPT to 1/4" NPT Reducer Fitting

⑤



1/4" NPT to 1/4" Tube Fitting

⑥

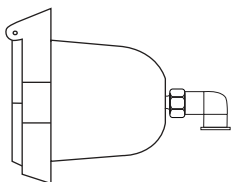


Zip Ties

ADDITIONAL PARTS REQUIRED

Parts sold separately in RTSK-01 kit:

⑦



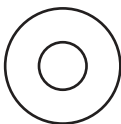
Remote Trailer Sensor

⑧



2x
5/16" Mounting Bolt

⑨

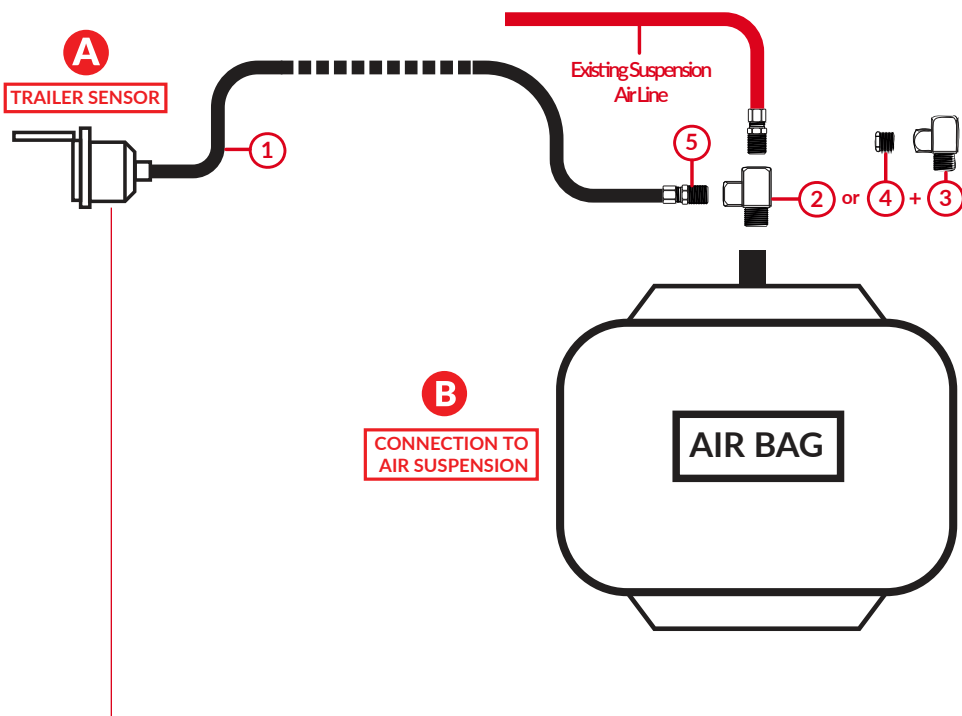
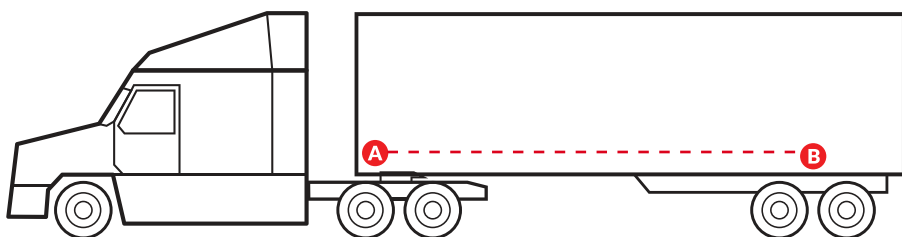


2x
5/16" Flat Washer

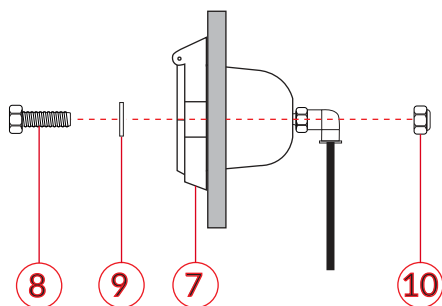
⑩



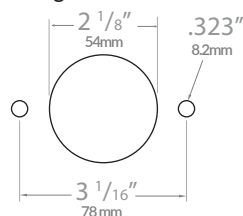
2x
5/16" Nylon Insert Locknut



Mounting Remote Trailer Sensor



Mounting hole sizes:



Thank you for choosing to drive more and scale less! Here at Right Weigh, we are committed to making our products simple to install and easy to use. We understand that installation can vary between vehicles and yours may not be described in this manual. In any event, our technical support team is ready to answer your questions!



(503) 628-0838

(888) 818-2058 - Toll Free (USA ONLY)

+61 418 622840 - Australia & New Zealand



support@rwls.com

leigh@rwlsau.com.au - Australia & New Zealand



www.rwls.com/how-to-calibrate-install/

rightweigh.com.au - Australia & New Zealand

IMPORTANT!

Please read instructions **COMPLETELY** and thoroughly before installation. Right Weigh, Inc. is not responsible or liable for product failure or vehicle damage due to improper installation. The installation requirements are outlined in this manual and should be followed thoroughly to avoid inaccuracy or damage to the product.

It is also important to be aware of vehicle manufacturer policies before making modifications to the vehicle. Right Weigh, Inc. is not liable or responsible for issues regarding warranties with other manufacturers. This is the responsibility of the customer. If you are unsure about how these installation practices apply to your vehicle, please contact your vehicle or component manufacturer.

FOLLOW US!

